

City of Russellville
Statement of Revenues and Expenditures - Summary Council R/E 2 - Unposted Transactions Included In Report
01 - General Fund
From 6/1/2015 Through 6/30/2015

		Current Period Actual	Current Year Actual	Total Budget - Original	Total Budget Variance - Original	Percent Total Budget Remaining - Original
Revenue						
Administrative	101	810,490.02	5,900,644.36	11,462,552.00	(5,561,907.64)	(48.52)%
District Court	104	27,503.91	239,977.13	410,000.00	(170,022.87)	(41.47)%
Community Development	105	11,610.08	93,762.30	194,000.00	(100,237.70)	(51.67)%
Animal Control	107	1,851.67	18,827.39	41,765.00	(22,937.61)	(54.92)%
Swimming Pool	108	24,627.40	24,827.40	58,000.00	(33,172.60)	(57.19)%
Parks & Recreation	109	5,192.01	12,294.24	25,100.00	(12,805.76)	(51.02)%
Fire Department	110	46.99	146.37	0.00	146.37	0.00%
Police Department	111	2,625.44	66,185.16	149,600.00	(83,414.84)	(55.76)%
Municipal Airport	113	25,295.89	157,231.61	433,700.00	(276,468.39)	(63.75)%
Total Revenue		<u>909,243.41</u>	<u>6,513,895.96</u>	<u>12,774,717.00</u>	<u>(6,260,821.04)</u>	<u>(49.01)%</u>
Expenditures						
Administrative	101	36,151.96	644,301.24	1,631,703.00	987,401.76	60.51%
Mayor/Treasurer	102	35,358.23	240,396.49	472,824.00	232,427.51	49.16%
Information Technology	103	12,176.86	136,358.65	314,036.00	177,677.35	56.58%
District Court	104	9,034.48	55,360.36	126,453.00	71,092.64	56.22%
Community Development	105	26,564.36	179,591.50	365,308.00	185,716.50	50.84%
Animal Control	107	26,520.19	157,602.87	360,498.00	202,895.13	56.28%
Swimming Pool	108	18,042.20	27,036.44	88,547.00	61,510.56	69.47%
Parks & Recreation	109	65,327.11	432,787.35	921,444.00	488,656.65	53.03%
Fire Department	110	284,015.33	1,974,673.57	3,716,339.81	1,741,666.24	46.87%
Police Department	111	306,911.31	1,960,038.26	3,897,059.30	1,937,021.04	49.70%
City Attorney	112	18,526.67	198,786.88	320,839.00	122,052.12	38.04%
Municipal Airport	113	67,065.69	246,172.76	591,890.95	345,718.19	58.41%
Total Expenditures		<u>905,694.39</u>	<u>6,253,106.37</u>	<u>12,806,942.06</u>	<u>6,553,835.69</u>	<u>51.17%</u>
Net Revenue Over(Under) Expenses		<u>3,549.02</u>	<u>260,789.59</u>	<u>(32,225.06)</u>	<u>293,014.65</u>	<u>(909.28)%</u>

City of Russellville
Statement of Revenues and Expenditures - Summary Council R/E 2 - Unposted Transactions Included In Report
02 - Street Fund
From 6/1/2015 Through 6/30/2015

		Current Period Actual	Current Year Actual	Total Budget - Original	Total Budget Variance - Original	Percent Total Budget Remaining - Original
Revenue						
Street	202	135,542.65	925,910.96	1,980,600.00	(1,054,689.04)	(53.25)%
1/2 Cent Sales Tax	204	44,823.04	267,033.00	528,000.00	(260,967.00)	(49.43)%
Street Sales Tax Improvement	205	83,076.88	626,935.28	1,517,000.00	(890,064.72)	(58.67)%
Total Revenue		<u>263,442.57</u>	<u>1,819,879.24</u>	<u>4,025,600.00</u>	<u>(2,205,720.76)</u>	<u>(54.79)%</u>
Expenditures						
Street	202	129,146.34	835,318.01	1,880,192.00	1,044,873.99	55.57%
Street Capital Improvement	203	143,493.46	638,294.94	721,381.18	83,086.24	11.52%
1/2 Cent Sales Tax	204	44,823.04	309,804.56	528,000.00	218,195.44	41.32%
Street Sales Tax Improvement	205	244,991.22	3,495,441.31	8,028,260.00	4,532,818.69	56.46%
Total Expenditures		<u>562,454.06</u>	<u>5,278,858.82</u>	<u>11,157,833.18</u>	<u>5,878,974.36</u>	<u>52.69%</u>
Net Revenue Over(Under) Expenses		<u>(299,011.49)</u>	<u>(3,458,979.58)</u>	<u>(7,132,233.18)</u>	<u>3,673,253.60</u>	<u>(51.50)%</u>

City of Russellville

Statement of Revenues and Expenditures - Summary Council R/E 2 - Unposted Transactions Included In Report
 03 - Economic Development Fund
 From 6/1/2015 Through 6/30/2015

		<u>Current Period Actual</u>	<u>Current Year Actual</u>	<u>Total Budget - Original</u>	<u>Total Budget Variance - Original</u>	<u>Percent Total Budget Remaining - Original</u>
Revenue						
Administrative	101	<u>1,878.34</u>	<u>17,030.84</u>	<u>24,500.00</u>	<u>(7,469.16)</u>	<u>(30.49)%</u>
Total Revenue		<u>1,878.34</u>	<u>17,030.84</u>	<u>24,500.00</u>	<u>(7,469.16)</u>	<u>(30.49)%</u>
Expenditures						
Administrative	101	<u>51,673.68</u>	<u>108,941.56</u>	<u>320,000.00</u>	<u>211,058.44</u>	<u>65.96%</u>
Total Expenditures		<u>51,673.68</u>	<u>108,941.56</u>	<u>320,000.00</u>	<u>211,058.44</u>	<u>65.96%</u>
Net Revenue Over(Under) Expenses		<u>(49,795.34)</u>	<u>(91,910.72)</u>	<u>(295,500.00)</u>	<u>203,589.28</u>	<u>(68.90)%</u>

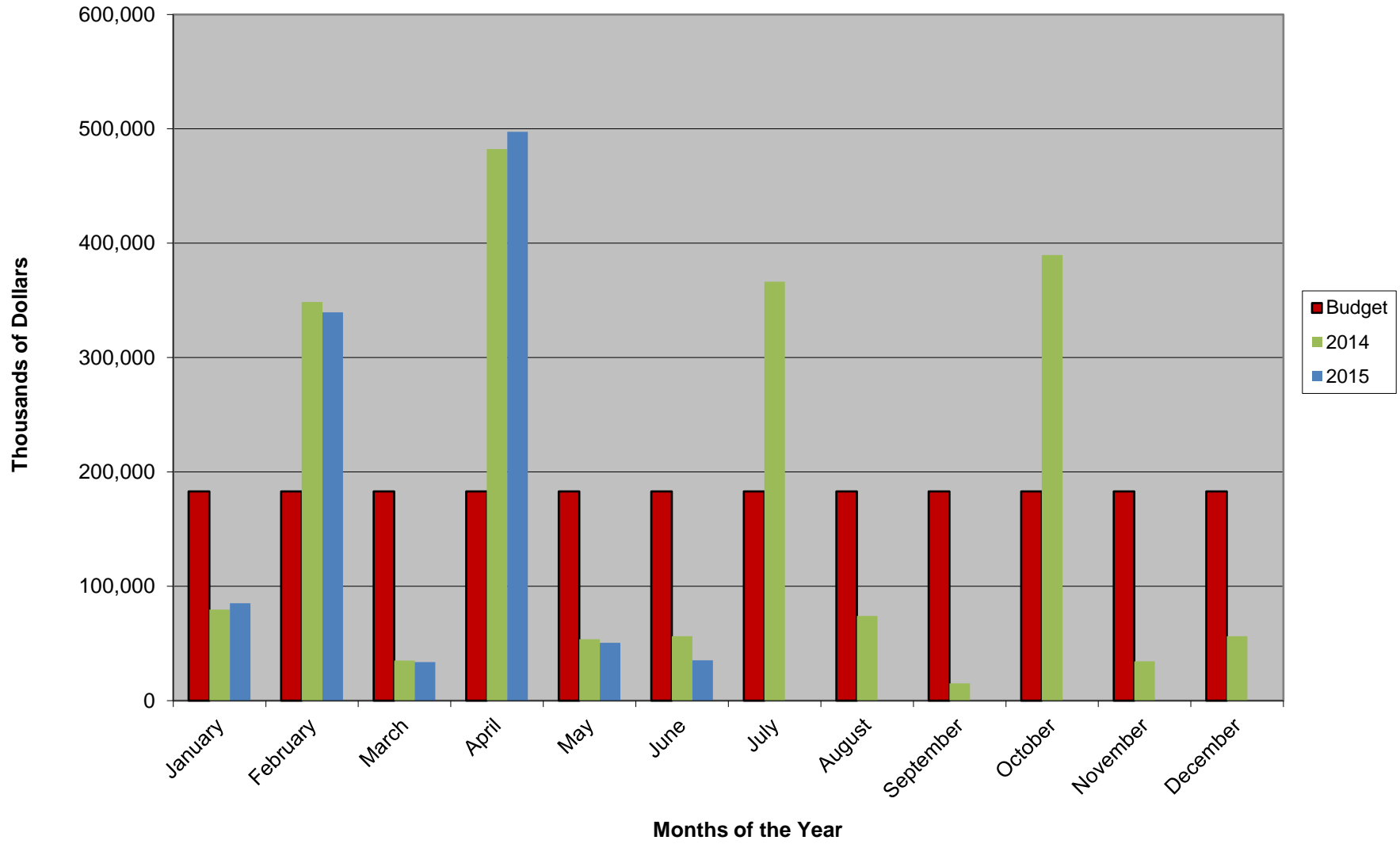
City of Russellville
Statement of Revenues and Expenditures - Summary Council R/E 2 - Unposted Transactions Included In Report
04 - Capital Asset Fund
From 6/1/2015 Through 6/30/2015

		Current Period Actual	Current Year Actual	Total Budget - Original	Total Budget Variance - Original	Percent Total Budget Remaining - Original
Revenue						
Administrative	101	42,782.80	340,439.75	532,540.00	(192,100.25)	(36.07)%
Parks & Recreation	109	305,555.55	1,833,333.30	2,535,353.00	(702,019.70)	(27.69)%
Fire Department	110	180,555.56	1,083,333.36	2,166,667.00	(1,083,333.64)	(50.00)%
Municipal Airport	113	17,155.00	150,284.00	0.00	150,284.00	0.00%
Parks & Rec Portion of 3/8 Sales Tax	209	15,475.78	123,254.68	185,709.00	(62,454.32)	(33.63)%
Total Revenue		<u>561,524.69</u>	<u>3,530,645.09</u>	<u>5,420,269.00</u>	<u>(1,889,623.91)</u>	<u>(34.86)%</u>
Expenditures						
Administrative	101	37,815.70	257,062.69	445,190.00	188,127.31	42.26%
Information Technology	103	0.00	13,119.01	13,762.00	642.99	4.67%
Community Development	105	1,277.21	2,333.50	3,500.00	1,166.50	33.33%
Animal Control	107	8,738.01	28,033.51	158,874.00	130,840.49	82.35%
Parks & Recreation	109	9,028.19	10,277.82	535,111.00	524,833.18	98.08%
Fire Department	110	16,649.93	27,764.93	746,382.61	718,617.68	96.28%
Police Department	111	0.00	15,955.36	23,069.00	7,113.64	30.84%
Municipal Airport	113	60,001.48	296,918.97	341,208.00	44,289.03	12.98%
Parks & Rec Portion of 3/8 Sales Tax	209	25,147.80	79,817.80	94,673.00	14,855.20	15.69%
Total Expenditures		<u>158,658.32</u>	<u>731,283.59</u>	<u>2,361,769.61</u>	<u>1,630,486.02</u>	<u>69.04%</u>
Net Revenue Over(Under) Expenses		<u>402,866.37</u>	<u>2,799,361.50</u>	<u>3,058,499.39</u>	<u>(259,137.89)</u>	<u>(8.47)%</u>

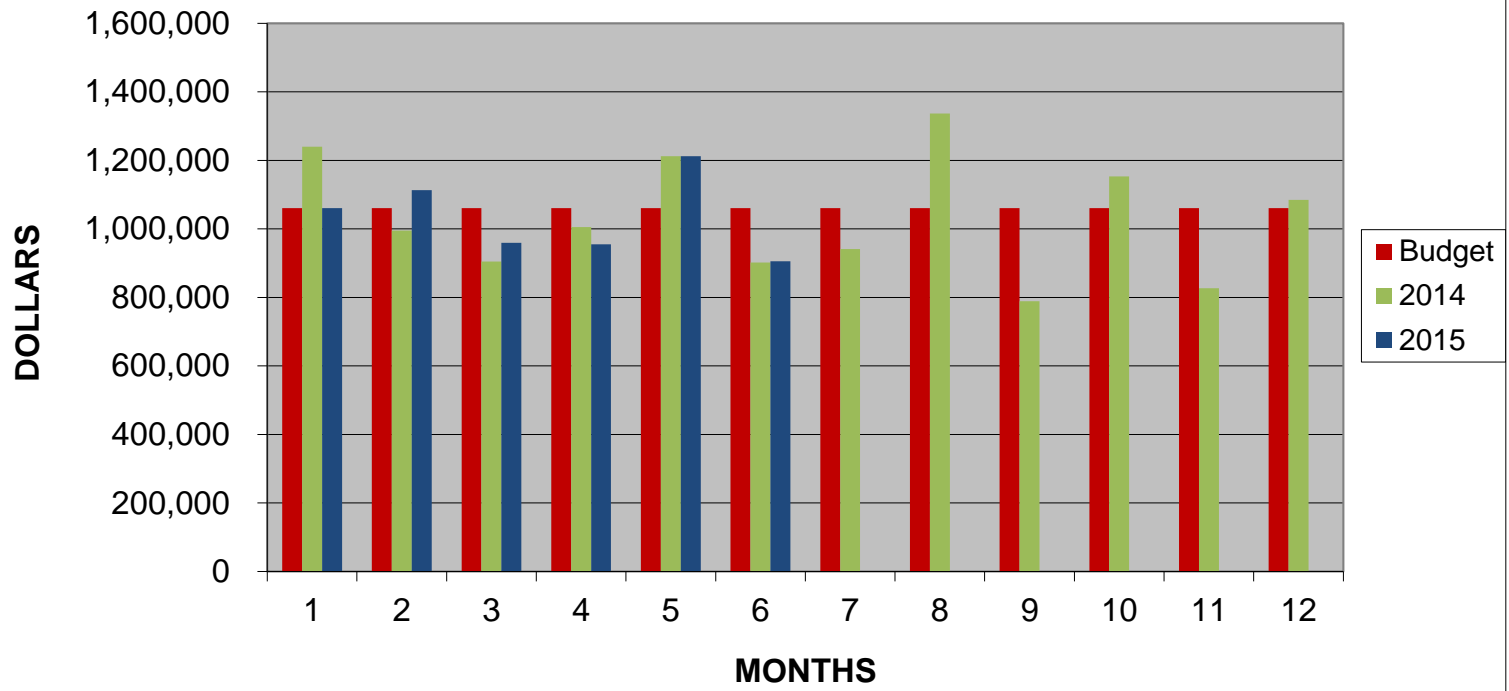
City of Russellville
Statement of Revenues and Expenditures - Summary Council R/E 2 - Unposted Transactions Included In Report
23 - Econ Dev Fund #2
From 6/1/2015 Through 6/30/2015

		Current Period Actual	Current Year Actual	Total Budget - Original	Total Budget Variance - Original	Percent Total Budget Remaining - Original
Revenue						
Sales Tax Improvement	301	<u>19,874.17</u>	<u>120,803.07</u>	<u>207,070.00</u>	<u>(86,266.93)</u>	<u>(41.66)%</u>
Total Revenue		<u>19,874.17</u>	<u>120,803.07</u>	<u>207,070.00</u>	<u>(86,266.93)</u>	<u>(41.66)%</u>
Expenditures						
Sales Tax Improvement	301	<u>0.00</u>	<u>0.00</u>	<u>467,486.00</u>	<u>467,486.00</u>	<u>100.00%</u>
Total Expenditures		<u>0.00</u>	<u>0.00</u>	<u>467,486.00</u>	<u>467,486.00</u>	<u>100.00%</u>
Net Revenue Over(Under) Expenses		<u><u>19,874.17</u></u>	<u><u>120,803.07</u></u>	<u><u>(260,416.00)</u></u>	<u><u>381,219.07</u></u>	<u><u>(146.39)%</u></u>

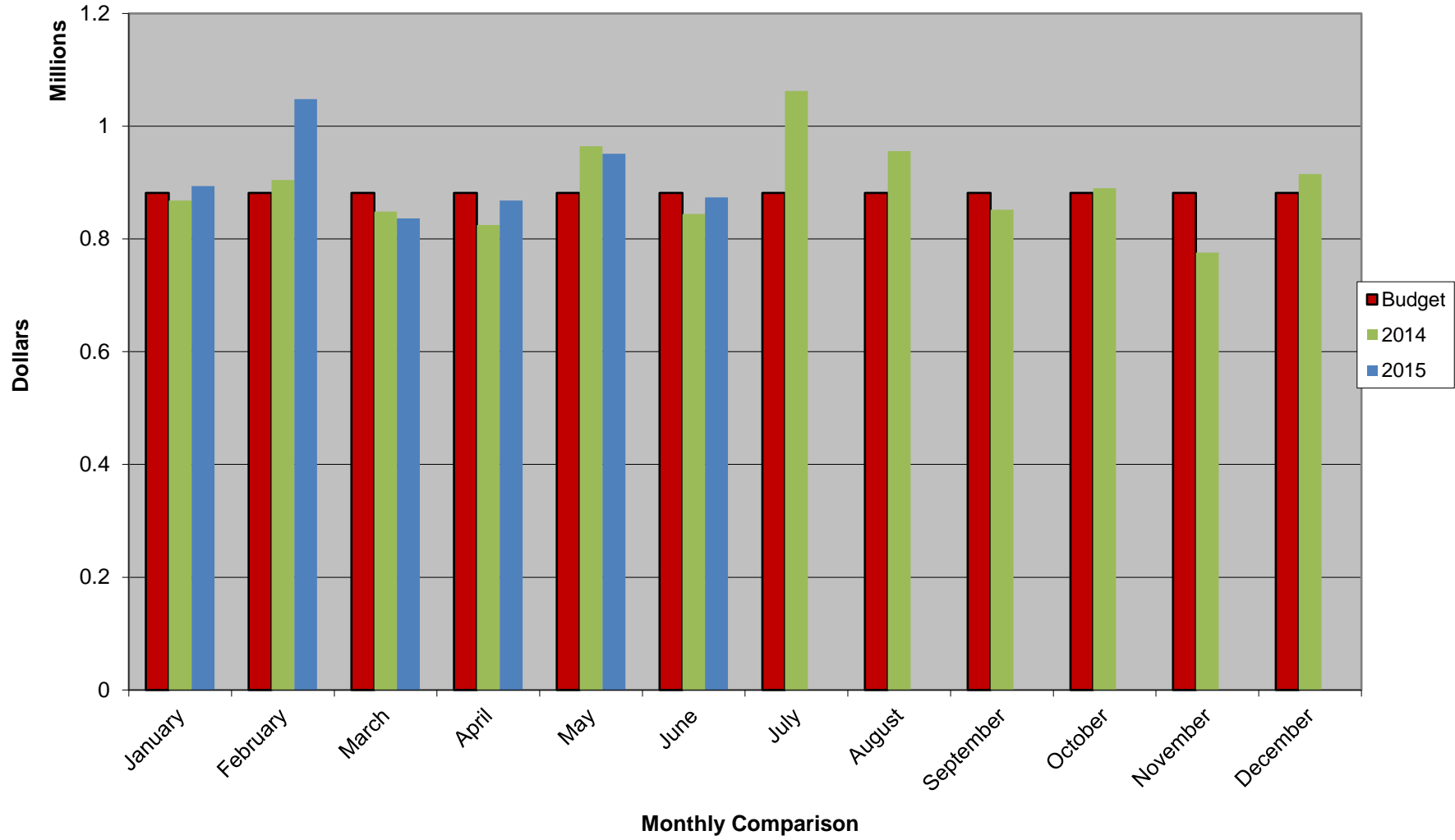
Franchise Tax Receipts



GENERAL FUND EXPENSES

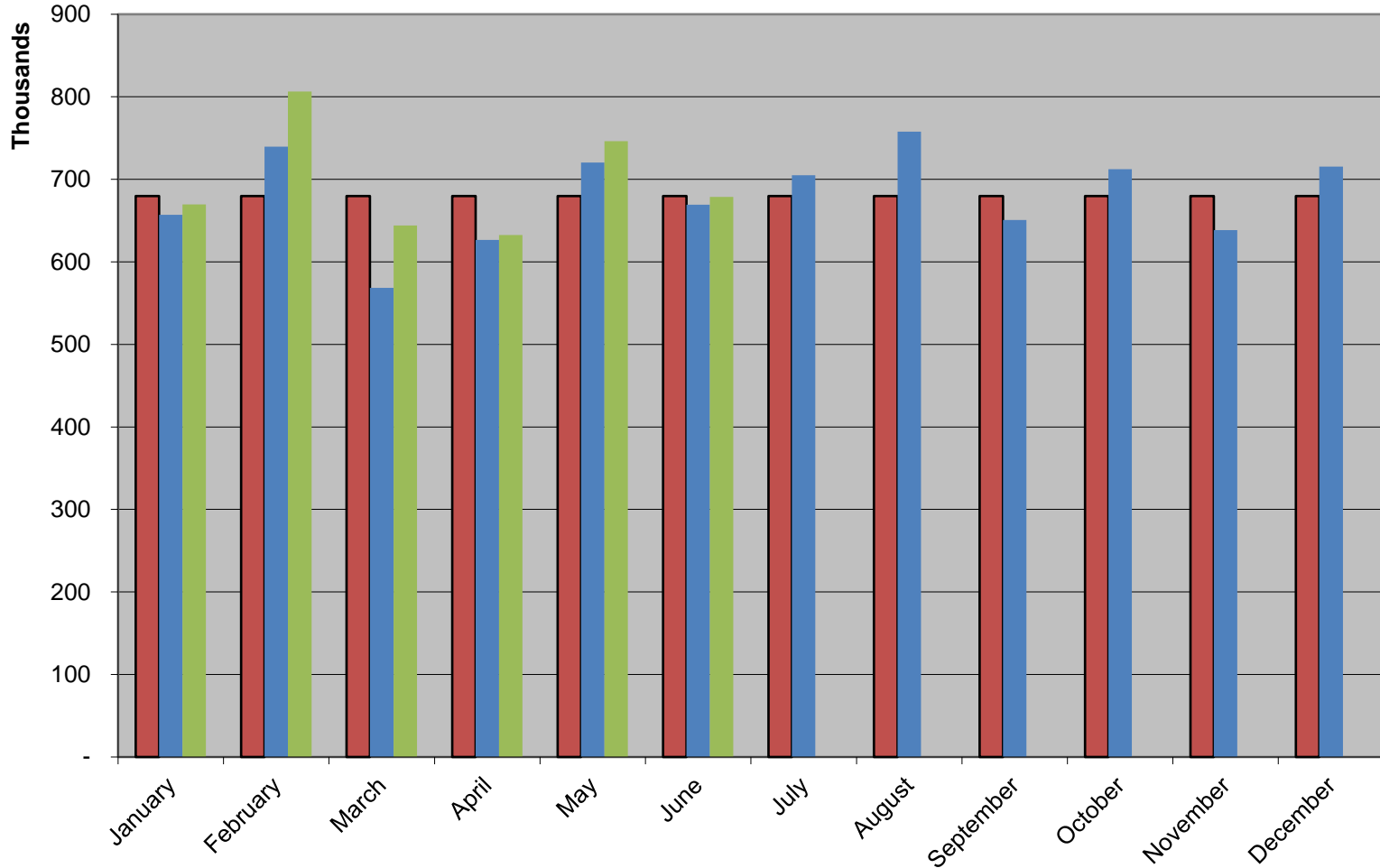


City of Russellville General Fund Revenues W/O Franchise Fees



City of Russellville General Fund Sales Tax

■ 2015 Budget ■ 2014 Sales Tax ■ 2015 Sales Tax



Monthly Comparison vs Budget

Street Department Sales Tax Receipts

2015 Budget 2014 Sales Tax 2015 Sales Tax

