

**City of Russellville**  
Statement of Revenues and Expenditures - Summary Council R/E 2 - Unposted Transactions Included In Report  
01 - General Fund  
From 8/1/2016 Through 8/31/2016

		Current Period Actual	Current Year Actual	Total Budget - Original	Total Budget Variance - Original	Percent Total Budget Remaining - Original
<b>Revenue</b>						
Administrative	101	880,286.62	8,133,701.72	11,650,850.00	(3,517,148.28)	(30.19)%
District Court	104	34,355.82	347,353.84	410,000.00	(62,646.16)	(15.28)%
Community Development	105	4,895.21	131,355.18	194,000.00	(62,644.82)	(32.29)%
Animal Control	107	3,099.19	19,196.85	41,765.00	(22,568.15)	(54.04)%
Swimming Pool	108	9,836.12	47,848.66	51,500.00	(3,651.34)	(7.09)%
Parks & Recreation	109	2,975.17	16,312.25	25,100.00	(8,787.75)	(35.01)%
Fire Department	110	0.00	83.24	0.00	83.24	0.00%
Police Department	111	35,965.56	99,844.51	149,600.00	(49,755.49)	(33.26)%
Municipal Airport	113	42,744.71	244,062.73	433,700.00	(189,637.27)	(43.73)%
<b>Total Revenue</b>		<u>1,014,158.40</u>	<u>9,039,758.98</u>	<u>12,956,515.00</u>	<u>(3,916,756.02)</u>	<u>(30.23)%</u>
<b>Expenditures</b>						
Administrative	101	679,065.11	1,796,721.68	1,728,137.00	(68,584.68)	(3.97)%
Mayor/Treasurer	102	38,307.00	298,628.09	522,873.00	224,244.91	42.89%
Information Technology	103	22,589.14	204,410.70	299,179.00	94,768.30	31.68%
District Court	104	9,614.73	74,792.41	136,598.38	61,805.97	45.25%
Community Development	105	36,905.93	278,467.53	443,112.00	164,644.47	37.16%
Animal Control	107	27,782.38	255,238.38	378,190.00	122,951.62	32.51%
Swimming Pool	108	17,204.69	78,155.22	83,903.00	5,747.78	6.85%
Parks & Recreation	109	80,086.46	631,163.08	1,004,644.47	373,481.39	37.18%
Fire Department	110	244,409.73	2,496,365.52	3,826,919.00	1,330,553.48	34.77%
Police Department	111	266,895.66	2,571,208.13	4,007,827.63	1,436,619.50	35.85%
City Attorney	112	22,274.92	302,795.29	385,612.00	82,816.71	21.48%
Municipal Airport	113	62,734.76	298,616.67	546,010.00	247,393.33	45.31%
<b>Total Expenditures</b>		<u>1,507,870.51</u>	<u>9,286,562.70</u>	<u>13,363,005.48</u>	<u>4,076,442.78</u>	<u>30.51%</u>
<b>Net Revenue Over(Under) Expenses</b>		<u>(493,712.11)</u>	<u>(246,803.72)</u>	<u>(406,490.48)</u>	<u>159,686.76</u>	<u>(39.28)%</u>

**City of Russellville**  
Statement of Revenues and Expenditures - Summary Council R/E 2 - Unposted Transactions Included In Report  
02 - Street Fund  
From 8/1/2016 Through 8/31/2016

		Current Period Actual	Current Year Actual	Total Budget - Original	Total Budget Variance - Original	Percent Total Budget Remaining - Original
<b>Revenue</b>						
Street	202	117,700.84	1,164,227.89	1,945,600.00	(781,372.11)	(40.16)%
1/2 Cent Sales Tax	204	48,784.79	370,719.06	500,000.00	(129,280.94)	(25.86)%
Street Sales Tax Improvement	205	207,518.17	2,073,446.51	2,700,000.00	(626,553.49)	(23.21)%
<b>Total Revenue</b>		<u>374,003.80</u>	<u>3,608,393.46</u>	<u>5,145,600.00</u>	<u>(1,537,206.54)</u>	<u>(29.87)%</u>
<b>Expenditures</b>						
Street	202	125,064.31	1,272,331.64	3,615,067.66	2,342,736.02	64.80%
Street Capital Improvement	203	729.67	370,728.66	384,500.00	13,771.34	3.58%
1/2 Cent Sales Tax	204	48,784.76	370,719.03	500,000.00	129,280.97	25.86%
Street Sales Tax Improvement	205	313,863.43	980,150.93	6,953,000.00	5,972,849.07	85.90%
<b>Total Expenditures</b>		<u>488,442.17</u>	<u>2,993,930.26</u>	<u>11,452,567.66</u>	<u>8,458,637.40</u>	<u>73.86%</u>
<b>Net Revenue Over(Under) Expenses</b>		<u>(114,438.37)</u>	<u>614,463.20</u>	<u>(6,306,967.66)</u>	<u>6,921,430.86</u>	<u>(109.74)%</u>

**City of Russellville**

Statement of Revenues and Expenditures - Summary Council R/E 2 - Unposted Transactions Included In Report  
 03 - Economic Development Fund  
 From 8/1/2016 Through 8/31/2016

		<u>Current Period Actual</u>	<u>Current Year Actual</u>	<u>Total Budget - Original</u>	<u>Total Budget Variance - Original</u>	<u>Percent Total Budget Remaining - Original</u>
Revenue						
Administrative	101	<u>1,119.00</u>	<u>16,012.09</u>	<u>16,973.00</u>	<u>(960.91)</u>	<u>(5.66)%</u>
Total Revenue		<u>1,119.00</u>	<u>16,012.09</u>	<u>16,973.00</u>	<u>(960.91)</u>	<u>(5.66)%</u>
Expenditures						
Administrative	101	<u>0.00</u>	<u>1,125.00</u>	<u>5,000.00</u>	<u>3,875.00</u>	<u>77.50%</u>
Total Expenditures		<u>0.00</u>	<u>1,125.00</u>	<u>5,000.00</u>	<u>3,875.00</u>	<u>77.50%</u>
Net Revenue Over(Under) Expenses		<u><u>1,119.00</u></u>	<u><u>14,887.09</u></u>	<u><u>11,973.00</u></u>	<u><u>2,914.09</u></u>	<u><u>24.34%</u></u>

**City of Russellville**  
Statement of Revenues and Expenditures - Summary Council R/E 2 - Unposted Transactions Included In Report  
04 - Capital Asset Fund  
From 8/1/2016 Through 8/31/2016

		Current Period Actual	Current Year Actual	Total Budget - Original	Total Budget Variance - Original	Percent Total Budget Remaining - Original
<b>Revenue</b>						
Administrative	101	136,191.25	1,278,846.96	1,075,993.00	202,853.96	18.85%
Parks & Recreation	109	109,727.27	442,818.16	272,727.00	170,091.16	62.37%
Fire Department	110	180,555.56	1,444,444.48	2,166,666.00	(722,221.52)	(33.33)%
Municipal Airport	113	0.00	11,658.62	0.00	11,658.62	0.00%
Parks & Rec Portion of 3/8 Sales Tax	209	15,475.78	123,806.24	184,714.00	(60,907.76)	(32.97)%
<b>Total Revenue</b>		<u>441,949.86</u>	<u>3,301,574.46</u>	<u>3,700,100.00</u>	<u>(398,525.54)</u>	<u>(10.77)%</u>
<b>Expenditures</b>						
Administrative	101	173,118.90	1,122,275.49	1,136,536.81	14,261.32	1.25%
Parks & Recreation	109	1,148,973.30	2,399,494.87	6,016,700.00	3,617,205.13	60.12%
Fire Department	110	223,387.08	582,688.27	4,000,000.00	3,417,311.73	85.43%
Police Department	111	0.00	56,135.00	56,135.00	0.00	0.00%
Municipal Airport	113	0.00	3,742.14	4,064.75	322.61	7.94%
Parks & Rec Portion of 3/8 Sales Tax	209	0.00	94,456.80	118,000.00	23,543.20	19.95%
<b>Total Expenditures</b>		<u>1,545,479.28</u>	<u>4,258,792.57</u>	<u>11,331,436.56</u>	<u>7,072,643.99</u>	<u>62.42%</u>
<b>Net Revenue Over(Under) Expenses</b>		<u>(1,103,529.42)</u>	<u>(957,218.11)</u>	<u>(7,631,336.56)</u>	<u>6,674,118.45</u>	<u>(87.46)%</u>

**City of Russellville**

Statement of Revenues and Expenditures - Summary Council R/E 2 - Unposted Transactions Included In Report

23 - Econ Dev Fund #2

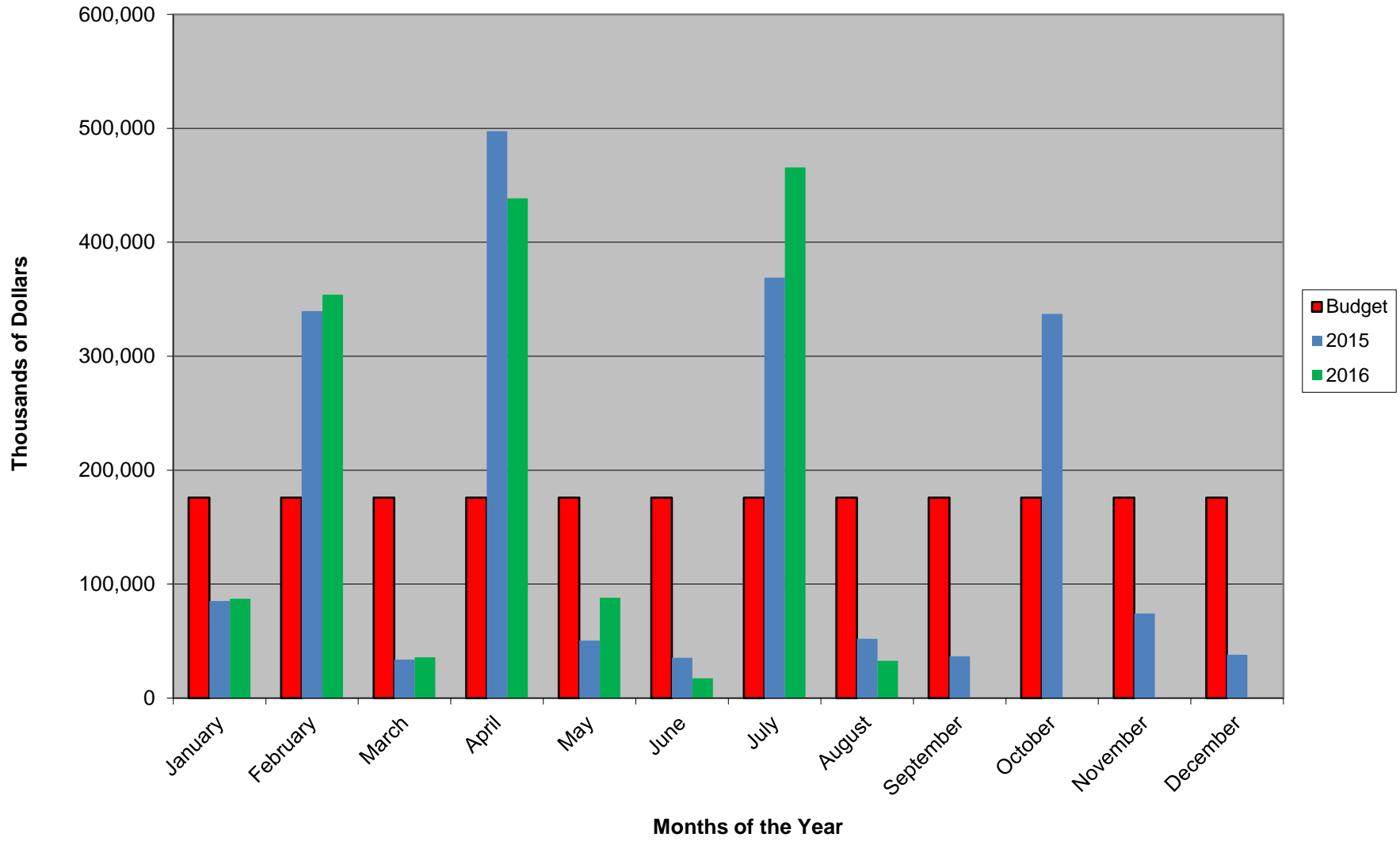
From 8/1/2016 Through 8/31/2016

		<u>Current Period Actual</u>	<u>Current Year Actual</u>	<u>Total Budget - Original</u>	<u>Total Budget Variance - Original</u>	<u>Percent Total Budget Remaining - Original</u>
Revenue						
Sales Tax Improvement	301	<u>1,776.35</u>	<u>15,270.05</u>	<u>19,000.00</u>	<u>(3,729.95)</u>	<u>(19.63)%</u>
Total Revenue		<u>1,776.35</u>	<u>15,270.05</u>	<u>19,000.00</u>	<u>(3,729.95)</u>	<u>(19.63)%</u>
Expenditures						
Sales Tax Improvement	301	<u>44,455.24</u>	<u>900,675.73</u>	<u>267,894.00</u>	<u>(632,781.73)</u>	<u>(236.21)%</u>
Total Expenditures		<u>44,455.24</u>	<u>900,675.73</u>	<u>267,894.00</u>	<u>(632,781.73)</u>	<u>(236.21)%</u>
Net Revenue Over(Under) Expenses		<u>(42,678.89)</u>	<u>(885,405.68)</u>	<u>(248,894.00)</u>	<u>(636,511.68)</u>	<u>255.74%</u>

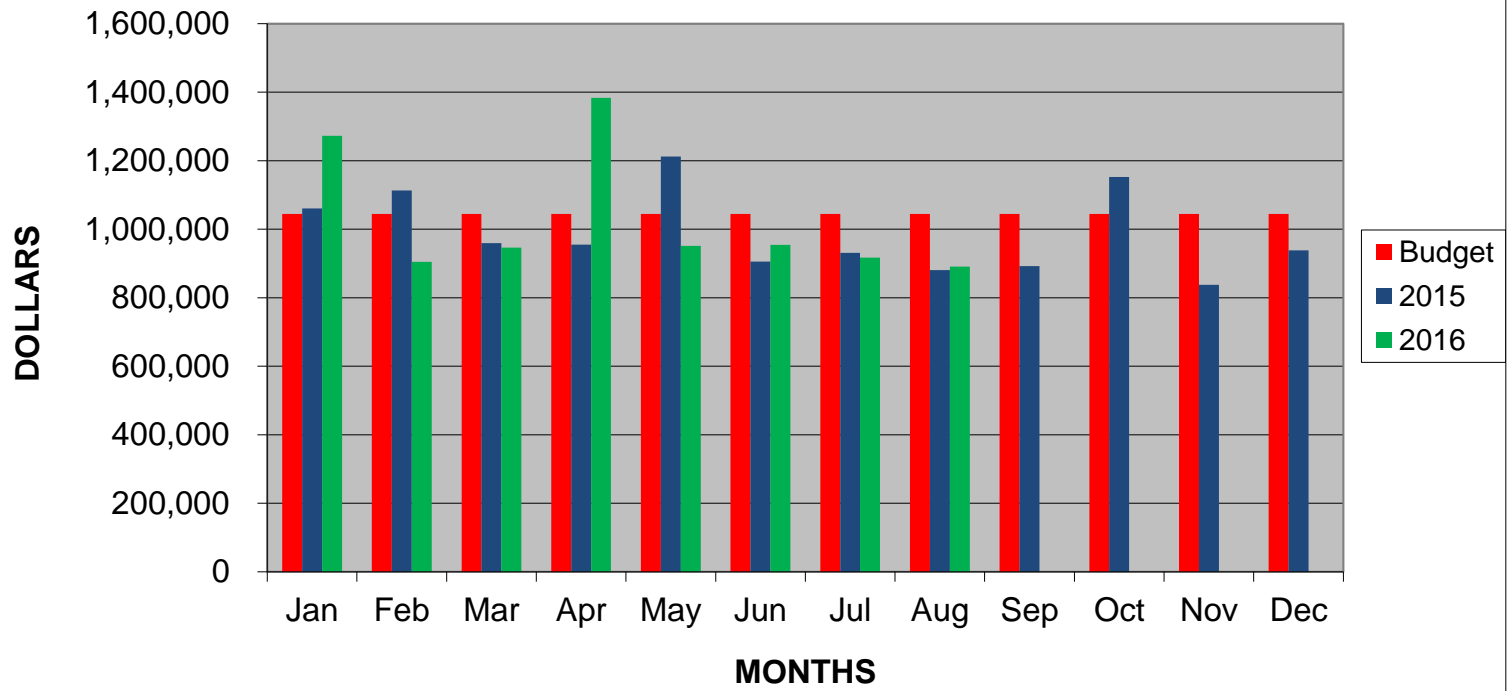
**City of Russellville**  
Statement of Revenues and Expenditures - Summary Council R/E 2 - Unposted Transactions Included In Report  
26 - New Economic Fund  
From 8/1/2016 Through 8/31/2016

		Current Period Actual	Current Year Actual	Total Budget - Original	Total Budget Variance - Original	Percent Total Budget Remaining - Original
Revenue						
Administrative	101	<u>53,921.98</u>	<u>1,266,323.38</u>	<u>540,290.00</u>	<u>726,033.38</u>	<u>134.38%</u>
Total Revenue		<u>53,921.98</u>	<u>1,266,323.38</u>	<u>540,290.00</u>	<u>726,033.38</u>	<u>134.38%</u>
Expenditures						
Administrative	101	<u>0.00</u>	<u>554,727.67</u>	<u>807,327.00</u>	<u>252,599.33</u>	<u>31.29%</u>
Total Expenditures		<u>0.00</u>	<u>554,727.67</u>	<u>807,327.00</u>	<u>252,599.33</u>	<u>31.29%</u>
Net Revenue Over(Under) Expenses		<u><u>53,921.98</u></u>	<u><u>711,595.71</u></u>	<u><u>(267,037.00)</u></u>	<u><u>978,632.71</u></u>	<u><u>(366.48)%</u></u>

### Franchise Tax Receipts

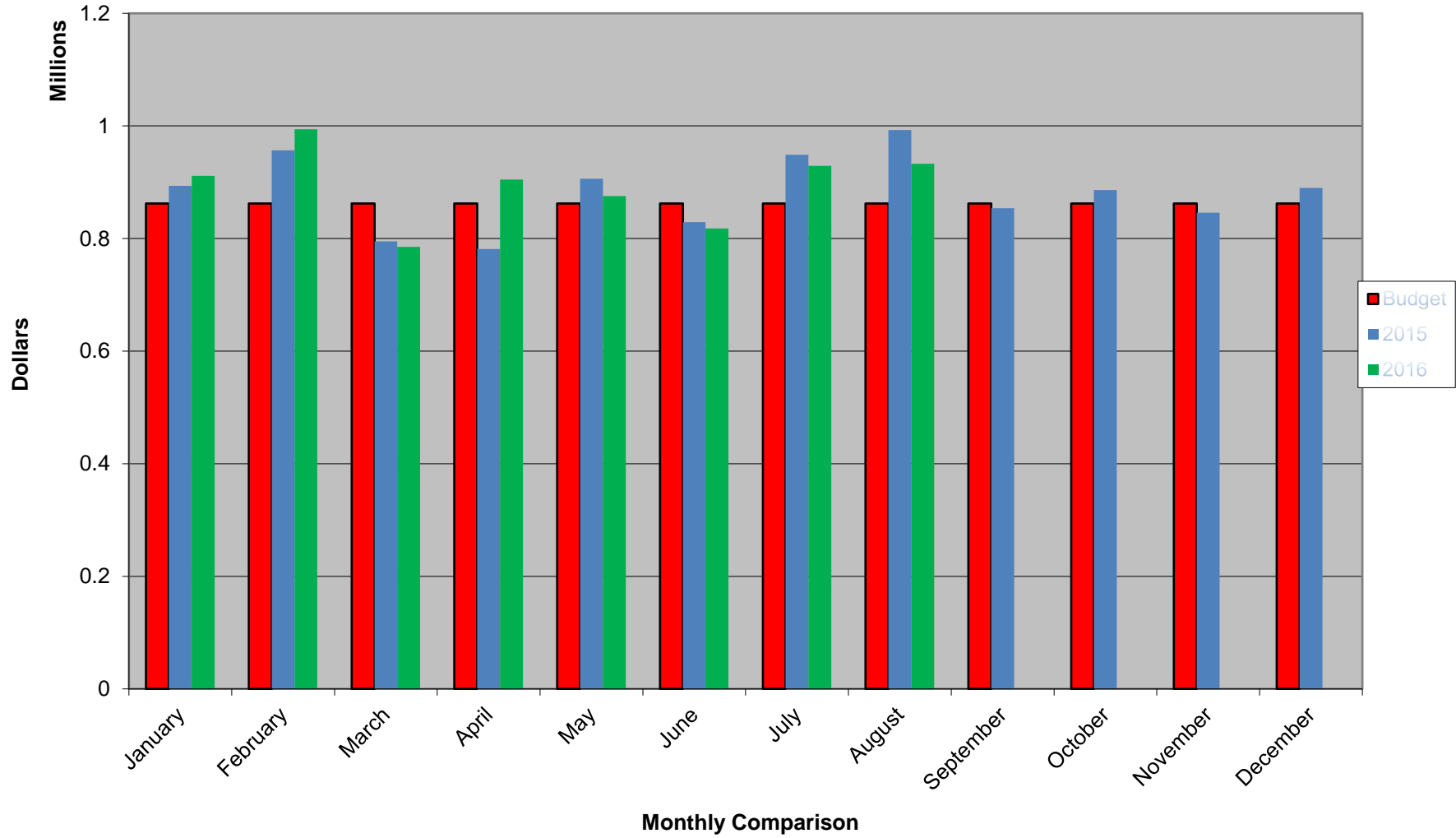


## GENERAL FUND EXPENSES



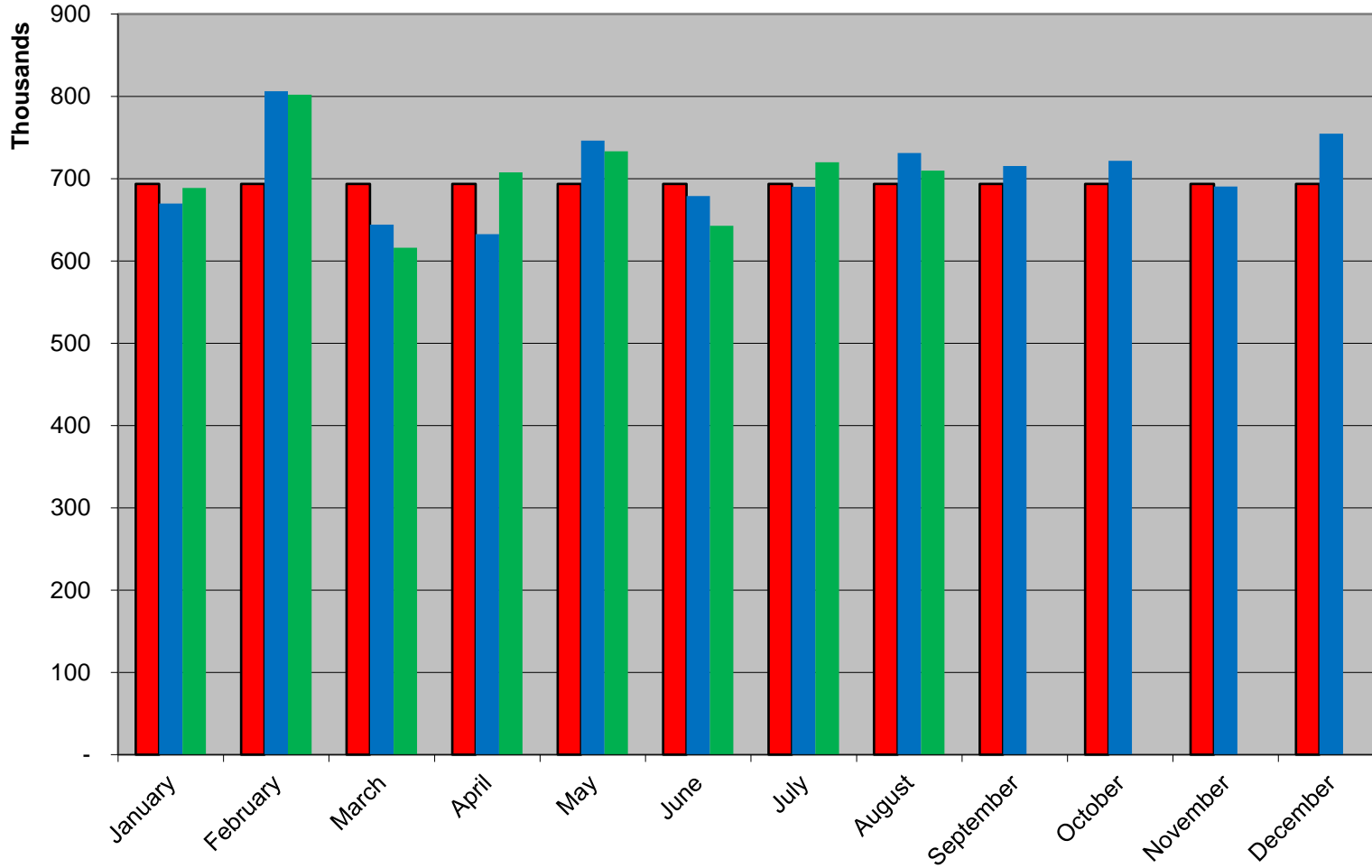


### City of Russellville General Fund Revenues W/O Franchise Fees



# City of Russellville General Fund Sales Tax

■ 2016 Budget ■ 2015 Sales Tax ■ 2016 Sales Tax



Monthly Comparison vs Budget

# Street Department 1 cent Sales Tax Receipts

■ 2016 Budget ■ 2015 Sales Tax ■ 2016

