

**City of Russellville**  
Statement of Revenues and Expenditures - Summary Council R/E 2  
01 - General Fund  
From 11/1/2017 Through 11/30/2017

		Current Period Actual	Current Year Actual	Total Budget - Original	Total Budget Variance - Original	Percent Total Budget Remaining - Original
<b>Revenue</b>						
Administrative	101	887,028.54	11,295,375.06	11,702,330.30	(406,955.24)	(3.48)%
District Court	104	46,675.70	479,427.46	496,000.00	(16,572.54)	(3.34)%
Community Development	105	13,798.12	169,629.90	194,000.00	(24,370.10)	(12.56)%
Aquatic Center	106	22,829.57	477,837.63	90,000.00	387,837.63	430.93%
Animal Control	107	2,775.48	31,212.80	35,810.00	(4,597.20)	(12.84)%
Swimming Pool	108	0.00	45,513.20	51,000.00	(5,486.80)	(10.76)%
Parks & Recreation	109	2,501.79	19,603.22	27,600.00	(7,996.78)	(28.97)%
Fire Department	110	110.41	421.99	0.00	421.99	0.00%
Police Department	111	17,616.28	143,067.19	150,750.00	(7,682.81)	(5.10)%
Municipal Airport	113	35,341.11	442,555.76	376,700.00	65,855.76	17.48%
<b>Total Revenue</b>		<u>1,028,677.00</u>	<u>13,104,644.21</u>	<u>13,124,190.30</u>	<u>(19,546.09)</u>	<u>(0.15)%</u>
<b>Expenditures</b>						
Administrative	101	307,288.59	2,166,551.74	1,876,981.31	(289,570.43)	(15.43)%
Mayor/Treasurer	102	41,396.58	439,648.49	489,774.00	50,125.51	10.23%
Information Technology	103	19,552.76	274,910.87	301,914.00	27,003.13	8.94%
District Court	104	9,054.08	97,813.87	125,711.00	27,897.13	22.19%
Community Development	105	32,517.35	375,881.54	457,089.00	81,207.46	17.77%
Aquatic Center	106	30,978.02	298,575.32	347,615.00	49,039.68	14.11%
Animal Control	107	27,378.61	353,573.85	387,951.00	34,377.15	8.86%
Swimming Pool	108	0.00	75,626.08	89,118.00	13,491.92	15.14%
Parks & Recreation	109	75,512.69	855,673.80	989,577.02	133,903.22	13.53%
Fire Department	110	273,802.23	3,441,917.26	3,830,634.18	388,716.92	10.15%
Police Department	111	285,543.54	3,391,864.94	4,077,910.34	686,045.40	16.82%
City Attorney	112	34,063.85	344,575.25	362,471.00	17,895.75	4.94%
Municipal Airport	113	51,454.53	508,601.88	544,789.00	36,187.12	6.64%
<b>Total Expenditures</b>		<u>1,188,542.83</u>	<u>12,625,214.89</u>	<u>13,881,534.85</u>	<u>1,256,319.96</u>	<u>9.05%</u>
<b>Net Revenue Over(Under) Expenses</b>		<u>(159,865.83)</u>	<u>479,429.32</u>	<u>(757,344.55)</u>	<u>1,236,773.87</u>	<u>(163.30)%</u>

**City of Russellville**  
Statement of Revenues and Expenditures - Summary Council R/E 2  
02 - Street Fund  
From 11/1/2017 Through 11/30/2017

		Current Period Actual	Current Year Actual	Total Budget - Original	Total Budget Variance - Original	Percent Total Budget Remaining - Original
<b>Revenue</b>						
Street	202	367,607.43	1,973,359.40	1,966,600.00	6,759.40	0.34%
1/2 Cent Sales Tax	204	49,266.39	549,538.90	570,000.00	(20,461.10)	(3.59)%
Street Sales Tax Improvement	205	581,225.05	4,439,141.50	4,194,000.00	245,141.50	5.85%
<b>Total Revenue</b>		<u>998,098.87</u>	<u>6,962,039.80</u>	<u>6,730,600.00</u>	<u>231,439.80</u>	<u>3.44%</u>
<b>Expenditures</b>						
Street	202	134,551.51	3,546,155.62	3,972,266.63	426,111.01	10.73%
Street Capital Improvement	203	0.00	441,026.93	460,654.00	19,627.07	4.26%
1/2 Cent Sales Tax	204	15,140.46	515,412.97	570,000.00	54,587.03	9.58%
Street Sales Tax Improvement	205	292,582.54	1,445,443.71	4,320,000.00	2,874,556.29	66.54%
<b>Total Expenditures</b>		<u>442,274.51</u>	<u>5,948,039.23</u>	<u>9,322,920.63</u>	<u>3,374,881.40</u>	<u>36.20%</u>
<b>Net Revenue Over(Under) Expenses</b>		<u>555,824.36</u>	<u>1,014,000.57</u>	<u>(2,592,320.63)</u>	<u>3,606,321.20</u>	<u>(139.12)%</u>

**City of Russellville**  
Statement of Revenues and Expenditures - Summary Council R/E 2  
03 - Economic Development Fund  
From 11/1/2017 Through 11/30/2017

		Current Period Actual	Current Year Actual	Total Budget - Original	Total Budget Variance - Original	Percent Total Budget Remaining - Original
Revenue						
Administrative	101	<u>1,765.43</u>	<u>26,706.31</u>	<u>28,523.00</u>	<u>(1,816.69)</u>	<u>(6.37)%</u>
Total Revenue		<u>1,765.43</u>	<u>26,706.31</u>	<u>28,523.00</u>	<u>(1,816.69)</u>	<u>(6.37)%</u>
Expenditures						
Administrative	101	<u>1,515,031.80</u>	<u>1,517,731.80</u>	<u>1,530,000.00</u>	<u>12,268.20</u>	<u>0.80%</u>
Total Expenditures		<u>1,515,031.80</u>	<u>1,517,731.80</u>	<u>1,530,000.00</u>	<u>12,268.20</u>	<u>0.80%</u>
Net Revenue Over(Under) Expenses		<u>(1,513,266.37)</u>	<u>(1,491,025.49)</u>	<u>(1,501,477.00)</u>	<u>10,451.51</u>	<u>(0.70)%</u>

**City of Russellville**  
Statement of Revenues and Expenditures - Summary Council R/E 2  
04 - Capital Asset Fund  
From 11/1/2017 Through 11/30/2017

		Current Period Actual	Current Year Actual	Total Budget - Original	Total Budget Variance - Original	Percent Total Budget Remaining - Original
<b>Revenue</b>						
Administrative	101	70,679.52	1,845,507.79	1,295,000.00	550,507.79	42.51%
Parks & Recreation	109	0.00	528,667.32	527,364.00	1,303.32	0.25%
Fire Department	110	0.00	361,111.06	361,111.00	0.06	0.00%
Municipal Airport	113	0.00	395,372.00	0.00	395,372.00	0.00%
Parks & Rec Portion of 3/8 Sales Tax	209	15,487.09	363,796.55	184,717.00	179,079.55	96.95%
<b>Total Revenue</b>		<u>86,166.61</u>	<u>3,494,454.72</u>	<u>2,368,192.00</u>	<u>1,126,262.72</u>	<u>47.56%</u>
<b>Expenditures</b>						
Administrative	101	80,480.24	1,529,004.16	1,667,902.52	138,898.36	8.33%
Parks & Recreation	109	263.64	2,465,619.74	2,464,316.10	(1,303.64)	(0.05)%
Fire Department	110	511,196.37	4,391,219.88	4,845,824.23	454,604.35	9.38%
Police Department	111	0.00	163,210.94	163,210.94	0.00	0.00%
Municipal Airport	113	0.00	487,324.33	511,695.32	24,370.99	4.76%
Parks & Rec Portion of 3/8 Sales Tax	209	4,670.14	424,828.00	439,500.00	14,672.00	3.34%
<b>Total Expenditures</b>		<u>596,610.39</u>	<u>9,461,207.05</u>	<u>10,092,449.11</u>	<u>631,242.06</u>	<u>6.25%</u>
<b>Net Revenue Over(Under) Expenses</b>		<u>(510,443.78)</u>	<u>(5,966,752.33)</u>	<u>(7,724,257.11)</u>	<u>1,757,504.78</u>	<u>(22.75)%</u>

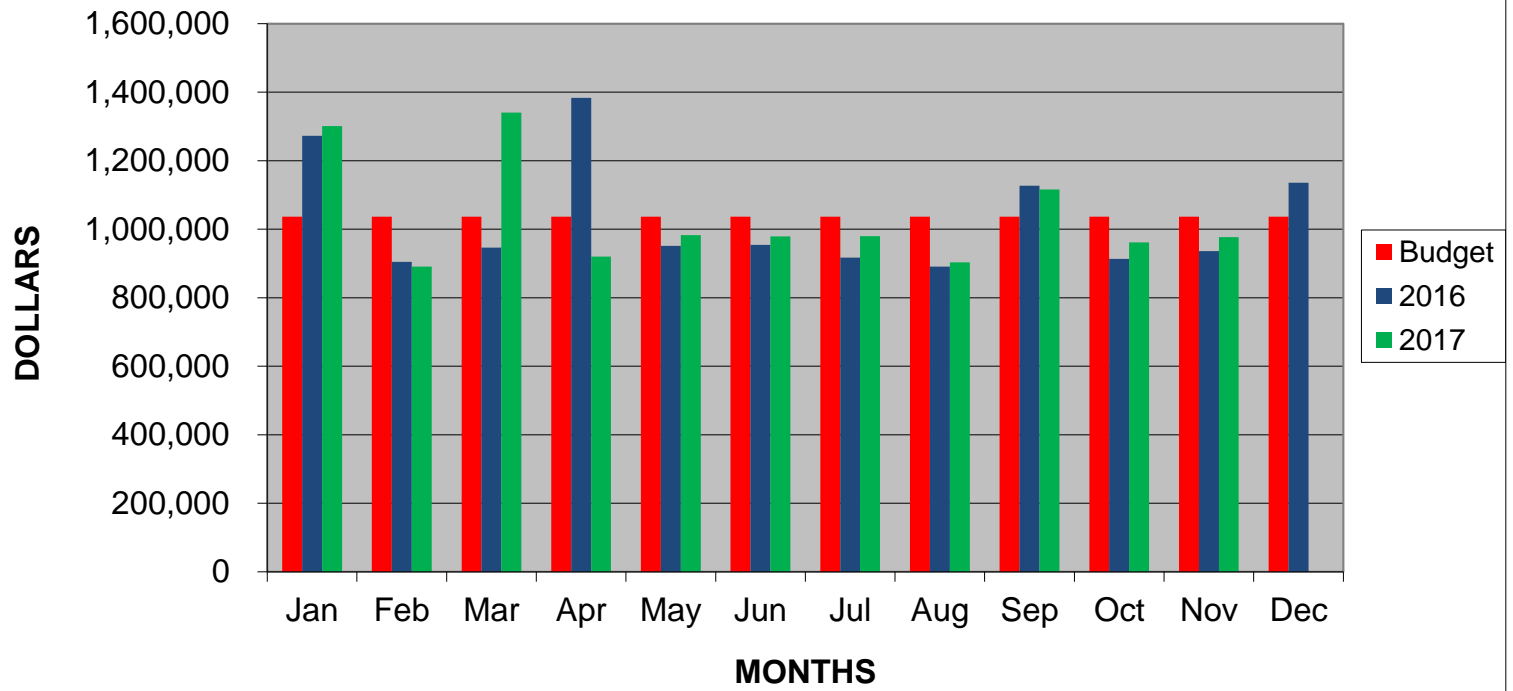
**City of Russellville**  
Statement of Revenues and Expenditures - Summary Council R/E 2  
23 - Econ Dev Fund #2  
From 11/1/2017 Through 11/30/2017

		Current Period Actual	Current Year Actual	Total Budget - Original	Total Budget Variance - Original	Percent Total Budget Remaining - Original
Revenue						
Sales Tax Improvement	301	1,363.50	26,273.70	28,000.00	(1,726.30)	(6.17)%
Total Revenue		<u>1,363.50</u>	<u>26,273.70</u>	<u>28,000.00</u>	<u>(1,726.30)</u>	<u>(6.17)%</u>
Expenditures						
Sales Tax Improvement	301	300,947.41	2,691,227.09	2,889,600.00	198,372.91	6.87%
Total Expenditures		<u>300,947.41</u>	<u>2,691,227.09</u>	<u>2,889,600.00</u>	<u>198,372.91</u>	<u>6.87%</u>
Net Revenue Over(Under) Expenses		<u>(299,583.91)</u>	<u>(2,664,953.39)</u>	<u>(2,861,600.00)</u>	<u>196,646.61</u>	<u>(6.87)%</u>

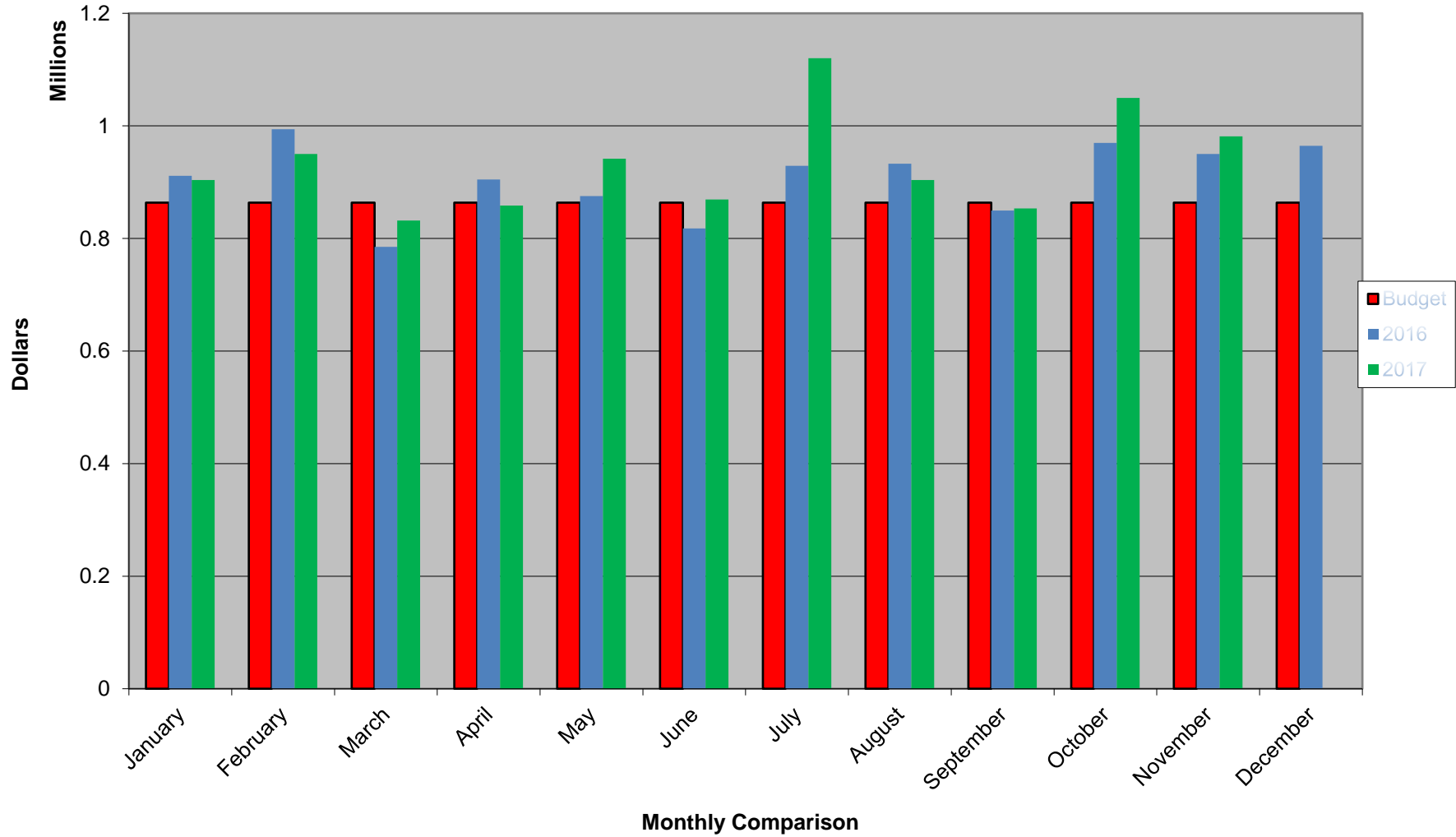
**City of Russellville**  
Statement of Revenues and Expenditures - Summary Council R/E 2  
26 - New Economic Fund  
From 11/1/2017 Through 11/30/2017

		<u>Current Period Actual</u>	<u>Current Year Actual</u>	<u>Total Budget - Original</u>	<u>Total Budget Variance - Original</u>	<u>Percent Total Budget Remaining - Original</u>
Revenue						
Administrative	101	<u>31,817.51</u>	<u>415,978.93</u>	<u>441,000.00</u>	<u>(25,021.07)</u>	<u>(5.67)%</u>
Total Revenue		<u>31,817.51</u>	<u>415,978.93</u>	<u>441,000.00</u>	<u>(25,021.07)</u>	<u>(5.67)%</u>
Expenditures						
Administrative	101	<u>0.00</u>	<u>432,806.60</u>	<u>498,583.80</u>	<u>65,777.20</u>	<u>13.19%</u>
Total Expenditures		<u>0.00</u>	<u>432,806.60</u>	<u>498,583.80</u>	<u>65,777.20</u>	<u>13.19%</u>
Net Revenue Over(Under) Expenses		<u><u>31,817.51</u></u>	<u><u>(16,827.67)</u></u>	<u><u>(57,583.80)</u></u>	<u><u>40,756.13</u></u>	<u><u>(70.78)%</u></u>

## GENERAL FUND EXPENSES

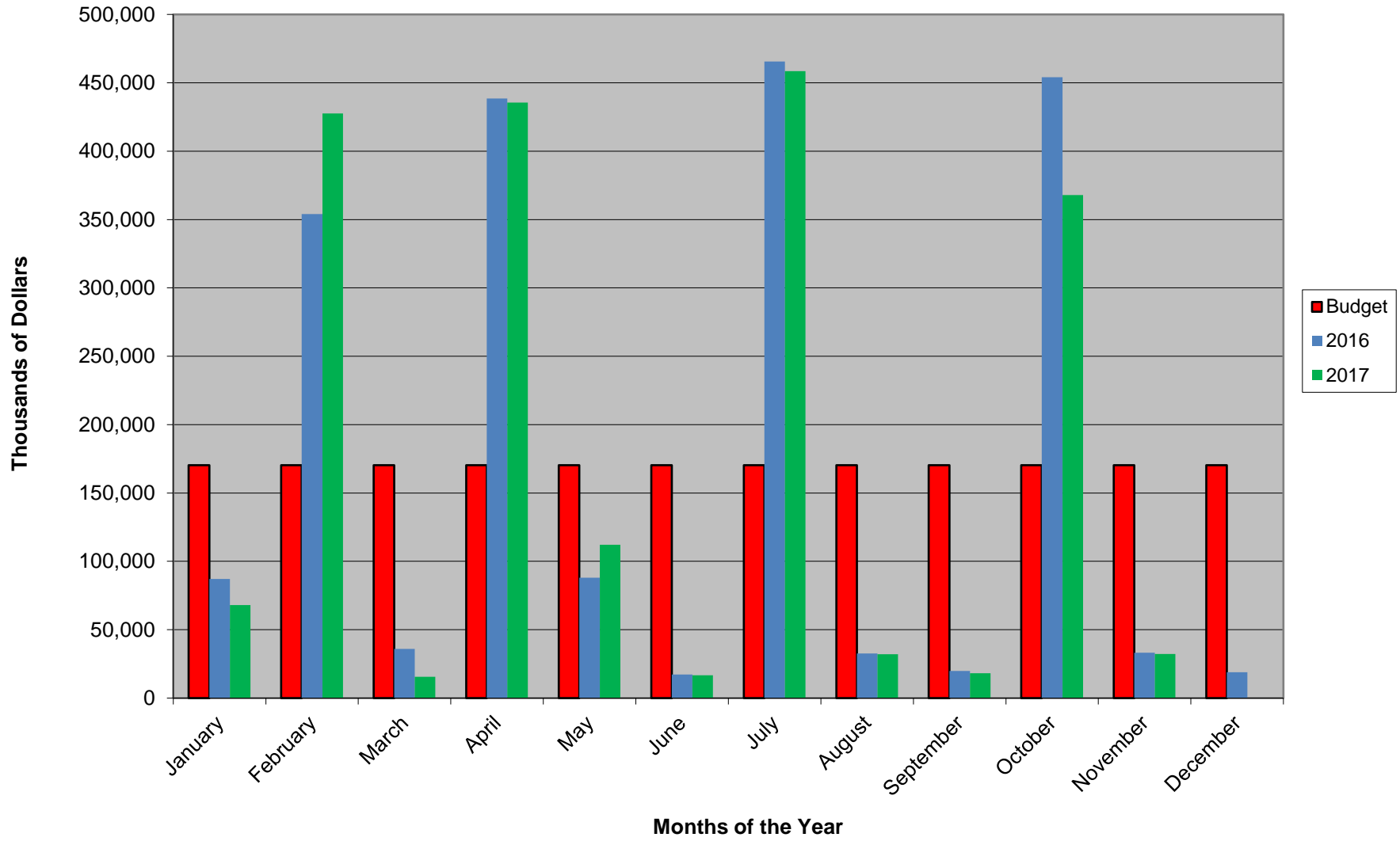


### City of Russellville General Fund Revenues W/O Franchise Fees



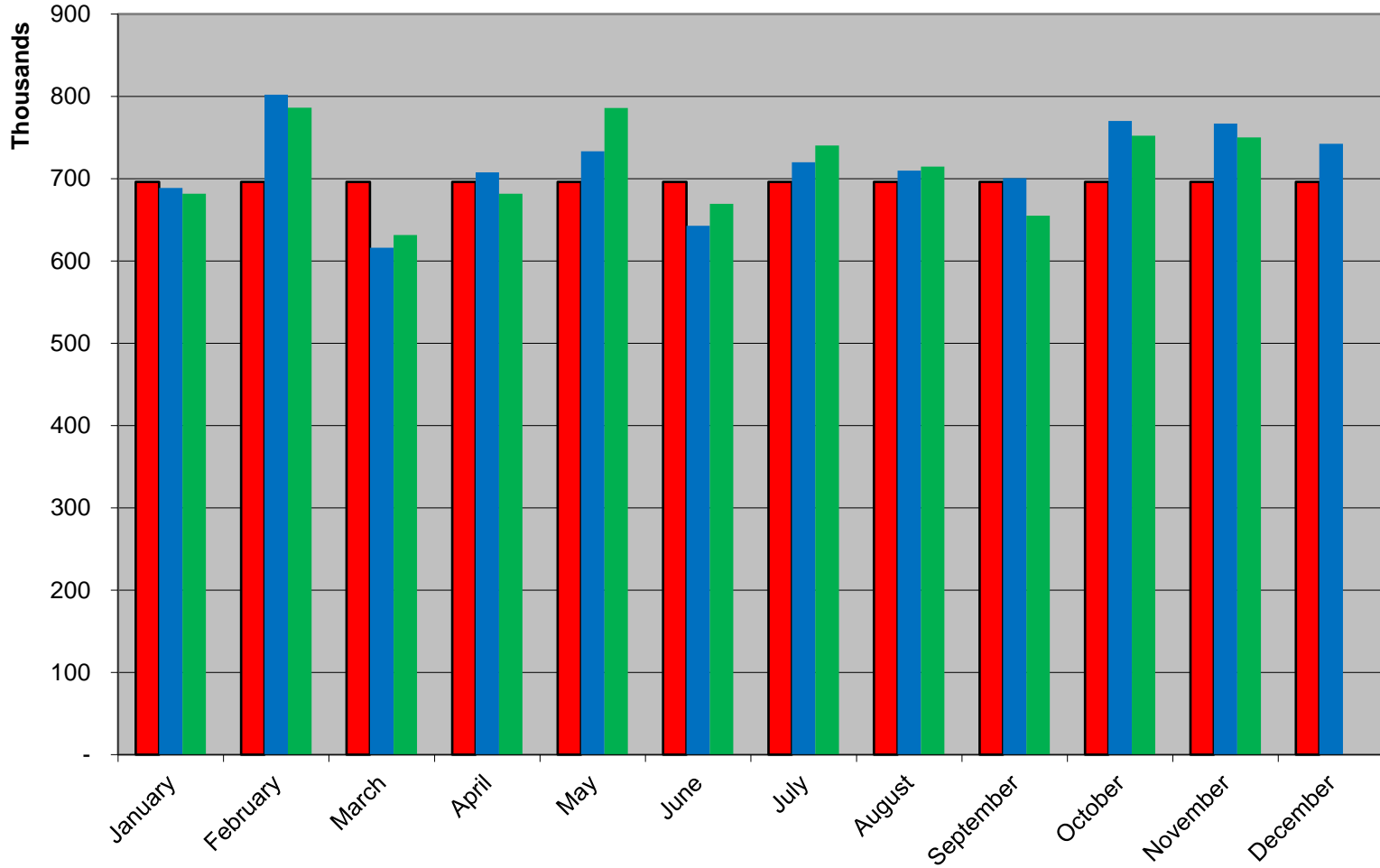


### Franchise Tax Receipts



# City of Russellville General Fund Sales Tax

■ 2017 Budget   ■ 2016 Sales Tax   ■ 2017 Sales Tax



Monthly Comparison vs Budget

## Street Department 1 cent Sales Tax Receipts

