

**City of Russellville**  
Statement of Revenues and Expenditures - Summary Council R/E 2 - Unposted Transactions Included In Report  
01 - General Fund  
From 7/1/2018 Through 7/31/2018

		Current Period Actual	Current Year Actual	Total Budget - Original	Total Budget Variance - Original	Percent Total Budget Remaining - Original
<b>Revenue</b>						
Administrative	101	1,278,363.85	8,039,467.26	11,359,460.00	(3,319,992.74)	(29.23)%
District Court	104	40,522.70	308,138.43	512,000.00	(203,861.57)	(39.82)%
Community Development	105	7,240.48	109,588.01	201,100.00	(91,511.99)	(45.51)%
Aquatic Center	106	40,921.05	187,377.45	216,600.00	(29,222.55)	(13.49)%
Animal Control	107	2,833.54	19,757.11	36,573.00	(16,815.89)	(45.98)%
Swimming Pool	108	14,398.45	26,466.40	56,425.00	(29,958.60)	(53.09)%
Parks & Recreation	109	1,700.00	14,828.90	27,600.00	(12,771.10)	(46.27)%
Fire Department	110	0.00	223.93	0.00	223.93	0.00%
Police Department	111	5,015.52	84,712.56	129,800.00	(45,087.44)	(34.74)%
Municipal Airport	113	33,418.28	238,600.77	488,455.00	(249,854.23)	(51.15)%
<b>Total Revenue</b>		<u>1,424,413.87</u>	<u>9,029,160.82</u>	<u>13,028,013.00</u>	<u>(3,998,852.18)</u>	<u>(30.69)%</u>
<b>Expenditures</b>						
Administrative	101	120,439.31	1,455,913.60	1,580,940.95	125,027.35	7.91%
Mayor/Treasurer	102	37,026.37	272,133.88	491,663.57	219,529.69	44.65%
Information Technology	103	18,911.33	237,892.50	405,014.02	167,121.52	41.26%
District Court	104	8,405.19	59,505.54	116,768.88	57,263.34	49.04%
Community Development	105	32,794.33	239,722.91	467,173.52	227,450.61	48.69%
Aquatic Center	106	31,962.25	280,444.19	458,830.16	178,385.97	38.88%
Animal Control	107	25,740.35	226,228.51	402,307.32	176,078.81	43.77%
Swimming Pool	108	18,023.47	49,891.87	77,605.60	27,713.73	35.71%
Parks & Recreation	109	61,195.15	521,747.81	936,689.28	414,941.47	44.30%
Fire Department	110	274,840.77	2,493,391.09	4,076,088.69	1,582,697.60	38.83%
Police Department	111	279,116.13	2,539,408.92	4,184,150.68	1,644,741.76	39.31%
City Attorney	112	23,323.64	241,102.03	341,444.77	100,342.74	29.39%
Municipal Airport	113	17,558.45	305,011.93	571,357.67	266,345.74	46.62%
<b>Total Expenditures</b>		<u>949,336.74</u>	<u>8,922,394.78</u>	<u>14,110,035.11</u>	<u>5,187,640.33</u>	<u>36.77%</u>
<b>Net Revenue Over(Under) Expenses</b>		<u>475,077.13</u>	<u>106,766.04</u>	<u>(1,082,022.11)</u>	<u>1,188,788.15</u>	<u>(109.87)%</u>

**City of Russellville**  
Statement of Revenues and Expenditures - Summary Council R/E 2 - Unposted Transactions Included In Report  
02 - Street Fund  
From 7/1/2018 Through 7/31/2018

		Current Period Actual	Current Year Actual	Total Budget - Original	Total Budget Variance - Original	Percent Total Budget Remaining - Original
<b>Revenue</b>						
Street	202	151,199.14	1,126,465.13	1,992,450.00	(865,984.87)	(43.46)%
1/2 Cent Sales Tax	204	55,080.61	370,532.17	580,000.00	(209,467.83)	(36.12)%
Street Sales Tax Improvement	205	583,523.08	3,966,665.83	4,900,000.00	(933,334.17)	(19.05)%
<b>Total Revenue</b>		<u>789,802.83</u>	<u>5,463,663.13</u>	<u>7,472,450.00</u>	<u>(2,008,786.87)</u>	<u>(26.88)%</u>
<b>Expenditures</b>						
Street	202	109,547.34	928,255.25	1,899,109.38	970,854.13	51.12%
Street Capital Improvement	203	0.00	20,335.09	231,500.00	211,164.91	91.22%
1/2 Cent Sales Tax	204	0.00	0.00	500,000.00	500,000.00	100.00%
Street Sales Tax Improvement	205	221,827.39	714,865.54	3,291,249.00	2,576,383.46	78.28%
<b>Total Expenditures</b>		<u>331,374.73</u>	<u>1,663,455.88</u>	<u>5,921,858.38</u>	<u>4,258,402.50</u>	<u>71.91%</u>
<b>Net Revenue Over(Under) Expenses</b>		<u>458,428.10</u>	<u>3,800,207.25</u>	<u>1,550,591.62</u>	<u>2,249,615.63</u>	<u>145.08%</u>

**City of Russellville**

Statement of Revenues and Expenditures - Summary Council R/E 2 - Unposted Transactions Included In Report  
 03 - Economic Development Fund  
 From 7/1/2018 Through 7/31/2018

		<u>Current Period Actual</u>	<u>Current Year Actual</u>	<u>Total Budget - Original</u>	<u>Total Budget Variance - Original</u>	<u>Percent Total Budget Remaining - Original</u>
Revenue						
Administrative	101	<u>932.54</u>	<u>12,836.18</u>	<u>28,223.00</u>	<u>(15,386.82)</u>	<u>(54.52)%</u>
Total Revenue		<u>932.54</u>	<u>12,836.18</u>	<u>28,223.00</u>	<u>(15,386.82)</u>	<u>(54.52)%</u>
Expenditures						
Administrative	101	<u>0.00</u>	<u>0.00</u>	<u>5,000.00</u>	<u>5,000.00</u>	<u>100.00%</u>
Total Expenditures		<u>0.00</u>	<u>0.00</u>	<u>5,000.00</u>	<u>5,000.00</u>	<u>100.00%</u>
Net Revenue Over(Under) Expenses		<u><u>932.54</u></u>	<u><u>12,836.18</u></u>	<u><u>23,223.00</u></u>	<u><u>(10,386.82)</u></u>	<u><u>(44.73)%</u></u>

**City of Russellville**  
Statement of Revenues and Expenditures - Summary Council R/E 2 - Unposted Transactions Included In Report  
04 - Capital Asset Fund  
From 7/1/2018 Through 7/31/2018

		Current Period Actual	Current Year Actual	Total Budget - Original	Total Budget Variance - Original	Percent Total Budget Remaining - Original
<b>Revenue</b>						
Administrative	101	94,435.22	833,193.22	950,000.00	(116,806.78)	(12.30)%
Fire Department	110	0.00	4,162.77	0.00	4,162.77	0.00%
Municipal Airport	113	0.00	44,036.00	23,429.25	20,606.75	87.95%
Parks & Rec Portion of 3/8 Sales Tax	209	15,487.09	108,409.63	185,845.00	(77,435.37)	(41.67)%
<b>Total Revenue</b>		<u>109,922.31</u>	<u>989,801.62</u>	<u>1,159,274.25</u>	<u>(169,472.63)</u>	<u>(14.62)%</u>
<b>Expenditures</b>						
Administrative	101	92,155.41	676,100.80	1,079,703.80	403,603.00	37.38%
Fire Department	110	0.00	333,423.33	529,162.77	195,739.44	36.99%
Police Department	111	0.00	0.00	65,950.00	65,950.00	100.00%
Municipal Airport	113	9,037.17	26,018.50	26,032.50	14.00	0.05%
Parks & Rec Portion of 3/8 Sales Tax	209	2,500.00	16,078.00	208,578.00	192,500.00	92.29%
<b>Total Expenditures</b>		<u>103,692.58</u>	<u>1,051,620.63</u>	<u>1,909,427.07</u>	<u>857,806.44</u>	<u>44.92%</u>
<b>Net Revenue Over(Under) Expenses</b>		<u>6,229.73</u>	<u>(61,819.01)</u>	<u>(750,152.82)</u>	<u>688,333.81</u>	<u>(91.76)%</u>

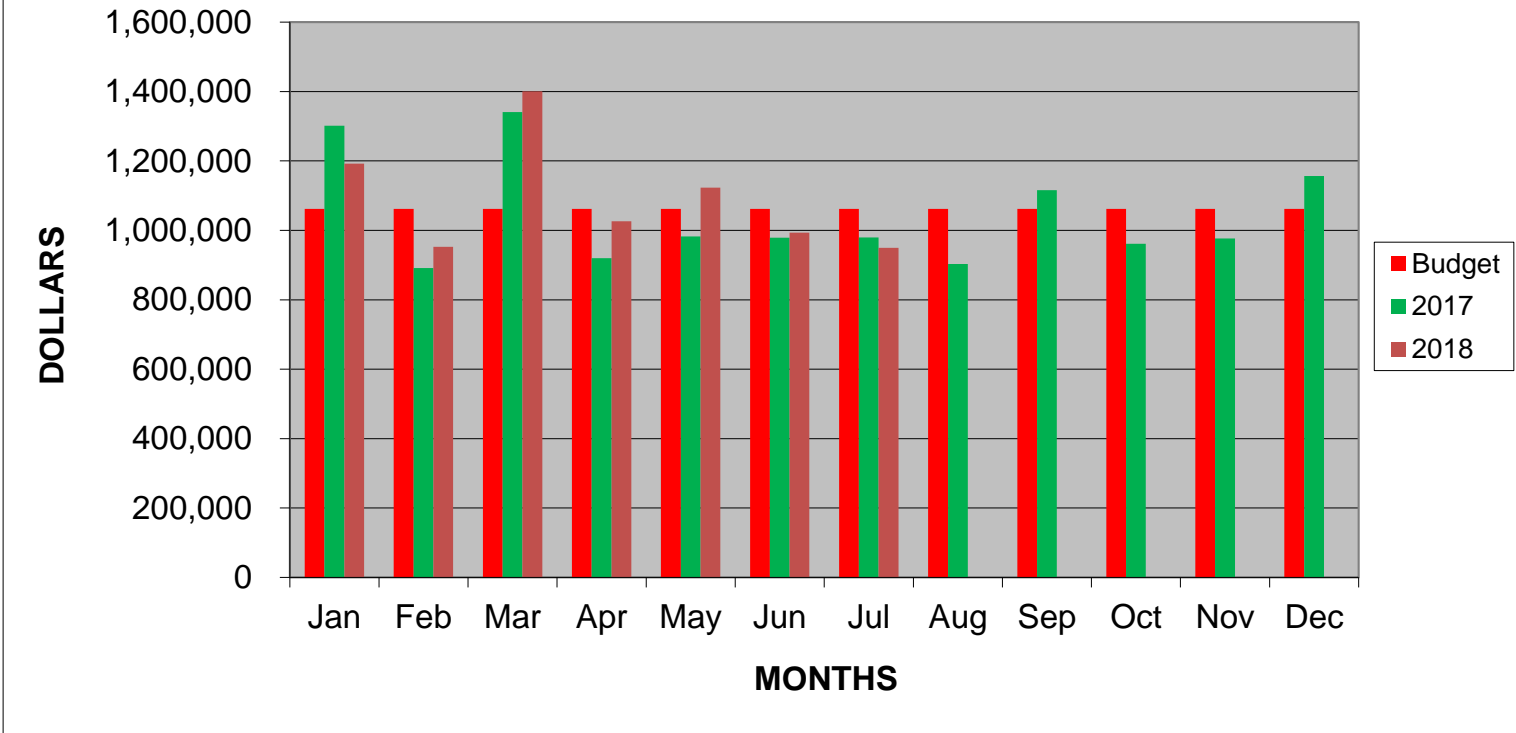
**City of Russellville**  
Statement of Revenues and Expenditures - Summary Council R/E 2 - Unposted Transactions Included In Report  
23 - Econ Dev Fund #2  
From 7/1/2018 Through 7/31/2018

		Current Period Actual	Current Year Actual	Total Budget - Original	Total Budget Variance - Original	Percent Total Budget Remaining - Original
Revenue						
Sales Tax Improvement	301	955.74	7,234.32	14,500.00	(7,265.68)	(50.11)%
Total Revenue		<u>955.74</u>	<u>7,234.32</u>	<u>14,500.00</u>	<u>(7,265.68)</u>	<u>(50.11)%</u>
Expenditures						
Sales Tax Improvement	301	9,784.56	494,212.33	873,079.15	378,866.82	43.39%
Total Expenditures		<u>9,784.56</u>	<u>494,212.33</u>	<u>873,079.15</u>	<u>378,866.82</u>	<u>43.39%</u>
Net Revenue Over(Under) Expenses		<u>(8,828.82)</u>	<u>(486,978.01)</u>	<u>(858,579.15)</u>	<u>371,601.14</u>	<u>(43.28)%</u>

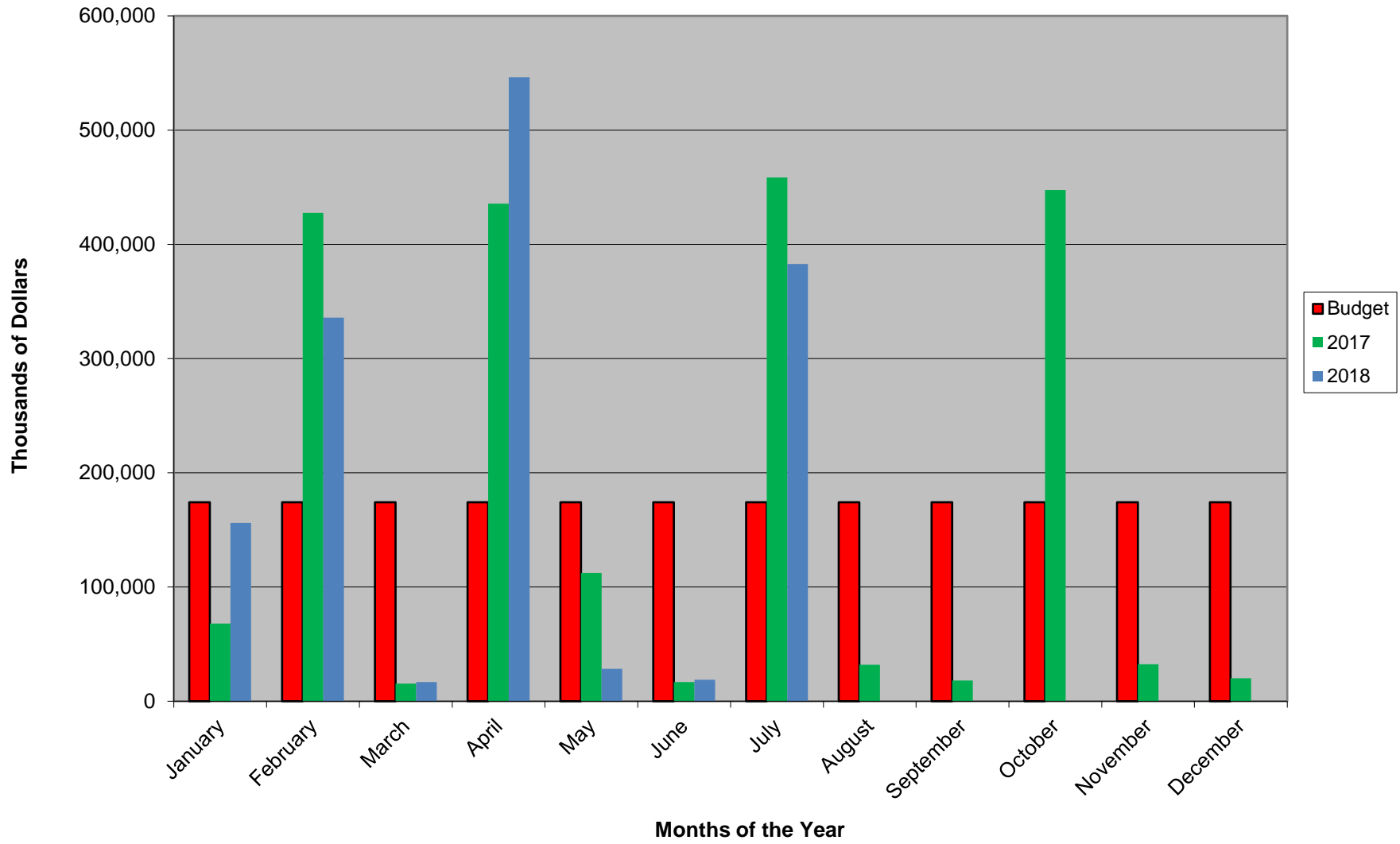
**City of Russellville**  
Statement of Revenues and Expenditures - Summary Council R/E 2 - Unposted Transactions Included In Report  
26 - New Economic Fund  
From 7/1/2018 Through 7/31/2018

		Current Period Actual	Current Year Actual	Total Budget - Original	Total Budget Variance - Original	Percent Total Budget Remaining - Original
Revenue						
Administrative	101	46,367.80	315,843.07	455,500.00	(139,656.93)	(30.66)%
Total Revenue		<u>46,367.80</u>	<u>315,843.07</u>	<u>455,500.00</u>	<u>(139,656.93)</u>	<u>(30.66)%</u>
Expenditures						
Administrative	101	108,582.06	148,489.56	251,798.00	103,308.44	41.03%
Fire Department	110	0.00	485,365.00	485,365.00	0.00	0.00%
Total Expenditures		<u>108,582.06</u>	<u>633,854.56</u>	<u>737,163.00</u>	<u>103,308.44</u>	<u>14.01%</u>
Net Revenue Over(Under) Expenses		<u>(62,214.26)</u>	<u>(318,011.49)</u>	<u>(281,663.00)</u>	<u>(36,348.49)</u>	<u>12.90%</u>

# GENERAL FUND EXPENSES

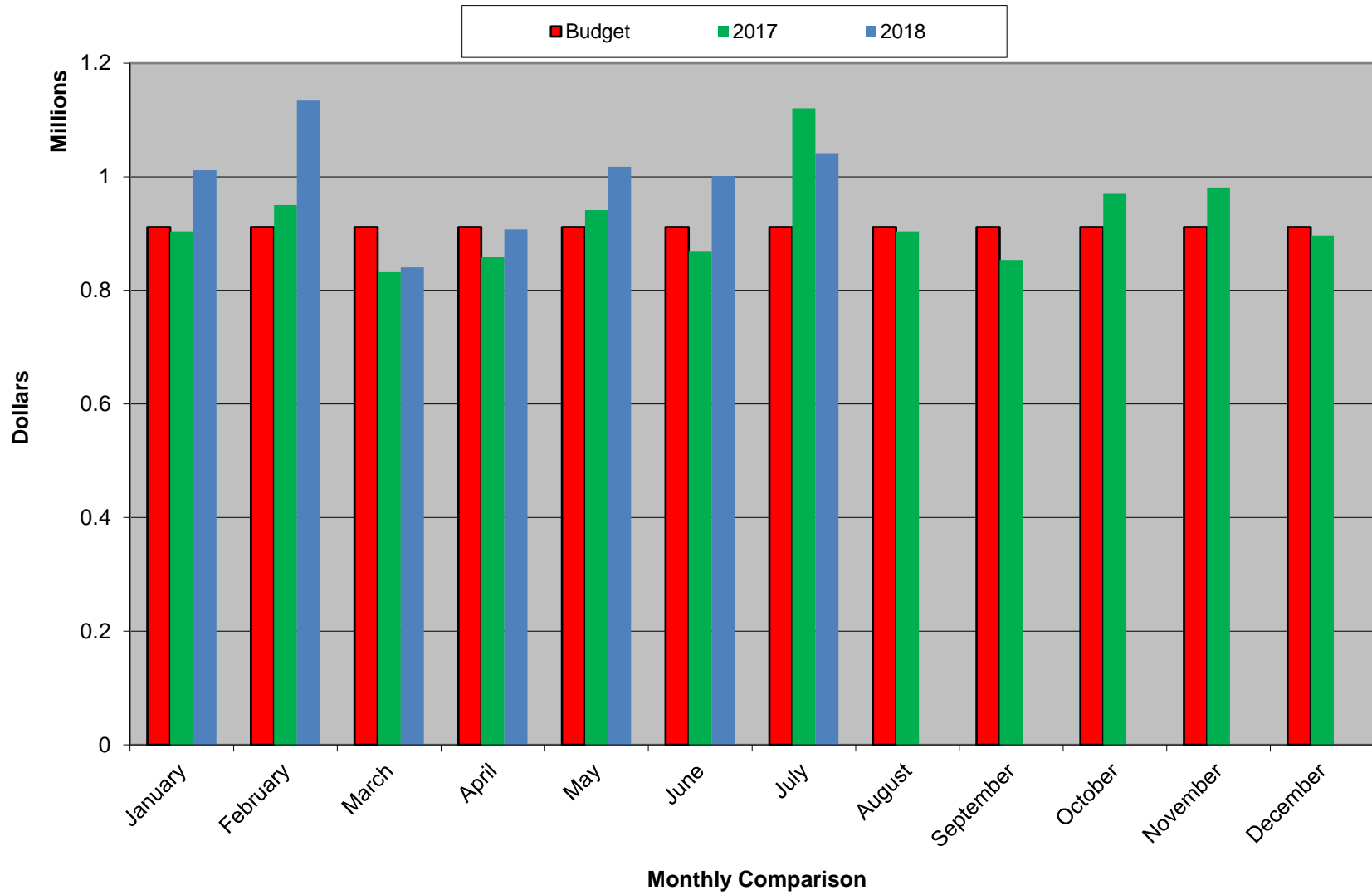


### Franchise Tax Receipts

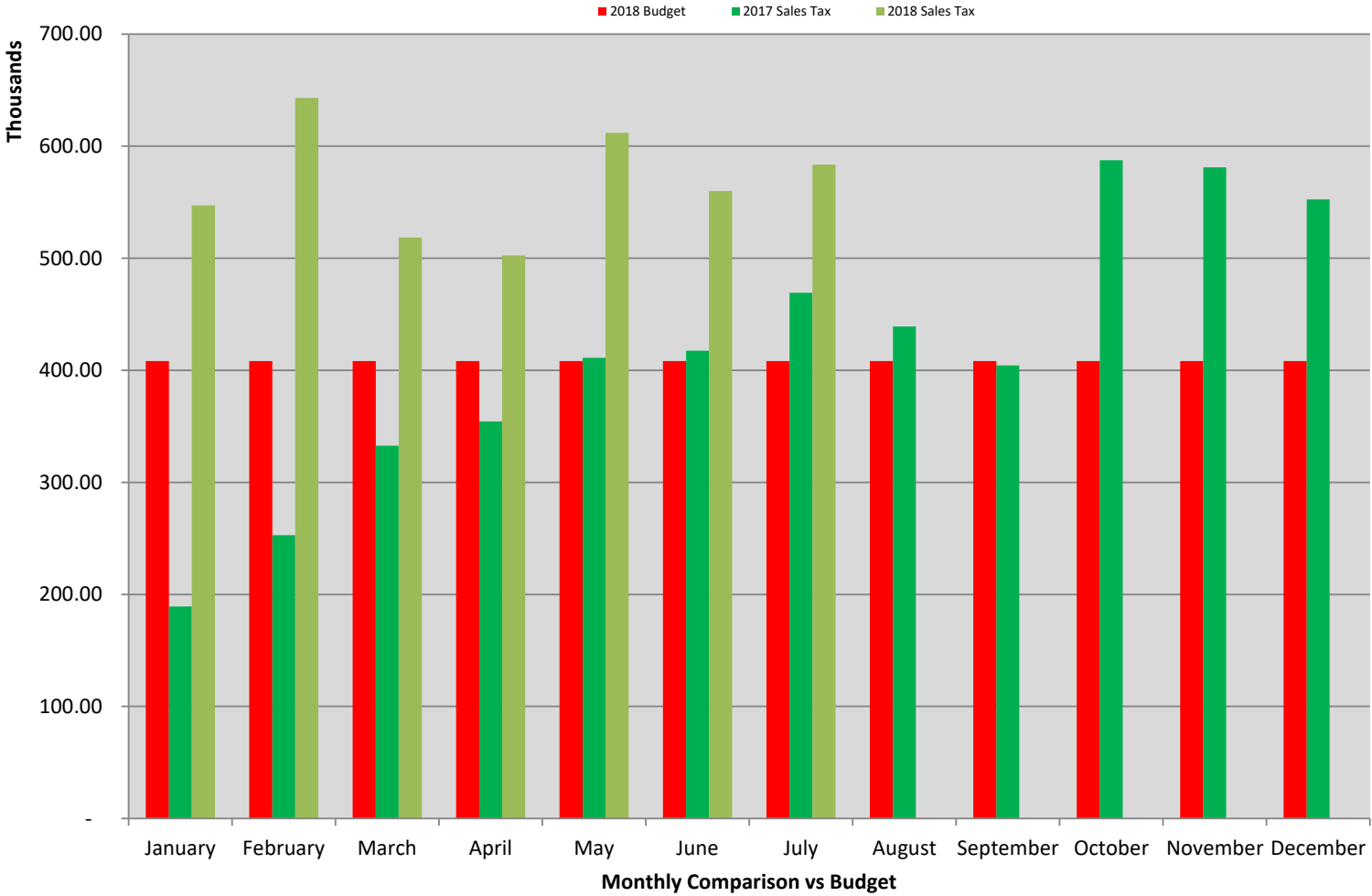




### City of Russellville General Fund Revenues W/O Franchise Fees



# Street Department 1 cent Sales Tax Receipts



### City of Russellville General Fund Sales Tax

